

LESSON PLAN FOR **SO DID I**

BY DAVID CANZONERI AND AUDRA TIBBOEL

Signed and personalized copies of this book are available at
woodfrostpublishing.com

**Be sure to watch David Canzoneri read the book
on the website**

This lesson plan features K-3 activities for teaching:

Pronouns	Sight Words
Fiction vs. Non-fiction	
Mixing colors	Cause and Effect

About the author: I have been writing in one form or another all my life. I graduated from the University of Arizona with a major in Creative Writing. I worked at the largest used bookstore in Arizona for 3 years and dealt with every book that came through. It was a great education by itself. Then I moved to Texas where I became the bookstore guy for Bill Martin Jr's Literacy Conferences. My job was to find the best of the best children's books for his book display, so I read thousands of children's books each year to find quality literature suitable for that display. I always thought "Brush Your Little Pearly Whites" would be perfect for Bill's conferences, but I could never convince a publisher to print it. I was a kindergarten teacher for 13 years. When I retired from teaching, I published it myself in 2018. In 2019 I brought out the Spanish version, "Cepillas Tus Perlitas Blancas" And in 2020, I finally got to see "So Did I" published.

About the book: "So Did I" is based on a game that I used to play with our kids when they were little. They loved the silly episodes and how startled I would look when they said they did such silly things. The great reactions from so many kids I read the manuscript to made me put other projects on hold so I could get "So Did I" published. Our son Bryant finished the artwork on December 31, 2019 and it was offered for sale in mid January 2020. Be careful though. Kids have been known to laugh their heads off when they read it. It's a great book for teaching about pronouns, literacy, fiction vs. non-fiction, colors, sight words, and cause and effect.

I hope you will read [So Did I](#) to your kids simply for the enjoyment of the book initially. Then later, use it for the following lessons.

Pronouns (K-3rd grade)

Before reading, show the flashcards with pronouns on them (I, you, it, he, him). Tell the kids that sometimes, in reading or writing, an author uses these words in place of the actual name of a proper noun (person, place or thing.) Demonstrate by telling them that they don't say their names every time they refer to themselves. For instance, they don't say, "(student's name) ate ice cream." You would say, "I ate ice cream." And you wouldn't say, "I made this picture for (student's name)." You would say, "I made this for you."

Read [So Did I](#), emphasizing the use of pronouns. Every time the word "I" or "you" is read, students point to the person saying it (themselves or the reader).

Point to and read the pronoun flashcards. Go through the book again and point out each pronoun. Have students pick the corresponding flashcard and place it by the word in the book. (There are 58 "I's", so you may want them to touch it to each "I" on the two-page spread when it is their turn.)

Make flash cards for the pronouns you will use in this activity. (his, they, It, He, We, She, They, we). Point at various things around the room and have the students identify them as objects, people, or places. Write sentences on sentence strips such as:

I like Alex's shirt. (his)
The blocks are in the corner. (they)
Dallas is a big city. (It)
Mr. Canzoneri is our teacher. (He)
The class will go to recess after lunch. (We)
Hannah likes to sit on her knees. (She)
The 4th graders are older than our class. (They / we)

Show a youtube video about pronouns. There are many. Here are a couple:

<https://www.youtube.com/watch?v=c4300UIdkFg> (12:40)

<https://www.youtube.com/watch?v=ZADSyQZlvCc> (2:21)

After watching a video, place the correct pronoun card in front of the proper noun it replaces on the pocket chart.

Then play Pronoun Bingo

(\$3.00)

<https://www.teacherspayteachers.com/Product/Pronoun-Bingo-Common-Core-532802>

(free)

<https://www.teacherspayteachers.com/Product/Pronoun-Bingo-Boards-and-Guide-408349>

Or distribute worksheet:

https://www.educationworld.com/a_lesson/worksheets/TCM/pdfs/000623pl-download.pdf

Enrichment:

Use pronouns in a class story and make it into a play to demonstrate in front of the class. Have your students draw the stories in a book.

Sight Words “so, did, I” (PreK-Kinder)

Prereading:

Tell the students that this story has a fun part for the kids to read and say instead of the teacher and we are going to learn these words today.

Have students practice saying “So Did I.” Hold up large pre-written cards that say “so did I” while reading or point to the words in the book.

Read So Did I while pausing to let the students read the words, “so did I!”

Distribute individual written or typed cards to each child or scatter the cards around the room.

Play I Spy with the cards. Teacher or one student at a time calls “I spy with my little eye, the word...). All the kids rush to find one of the words around the room and/or holds up a card that says that.

OR

Using flashlights with lights turned off, call out one of the words and students run to shine their light on that word.

Individual/small group practice: using the cards, each student practices reading, building and writing the words from:

<https://funlearningforkids.com/editable-sight-word-games/>

OR

Read a two-page spread of the story, and then have kids come up to the book, give them a piece of colored highlighter tape, have them locate one of the sight words on the page, and then place the tape on that word.

Cause and Effect

Write the words "Cause" and "Effect" on the board. Explain the relationship of these two words. Tell the children that **So Did I** is full of cause and effect. Read the first two pages. Ask what was the effect (the water went down the drain). Then ask what caused that (pulling out the plug). Continue through the whole book identifying causes and effects.

Fiction / Non-Fiction

Write the words "Fiction" and "Non-Fiction" on the board. Explain that Fiction is not true or make-believe, and Non-Fiction is not fiction, so it is true. It really happened. As you look through **So Did I**, identify actions that are true, and those that aren't. It could be argued that everything in the book is fiction because none of these episodes actually happened, so it might be helpful to say that Non-fiction can also be things that could really happen, and fiction is things that couldn't really happen.

Primary and Secondary Colors (PreK-1 art/science)

Pre-reading activity:

show kids blue, yellow, and red colored ice cubes (3 of each).

In 3 small clear cups, add 1 blue and 1 yellow to one cup, 1 blue and 1 red to another, 1 yellow and 1 red to another. Have the kids tell you what they think will happen to the ice cubes when they melt.

Read **So Did I**, making a point to mention what happened in the book when he mixed blue and yellow. Ponder with the kids if they think that might happen with the colored ice cubes??

After reading, check ice cubes to see if they have melted. Have children comment on the change in color.

Individual activity:

Either make red, blue, and yellow homemade playdough or use store bought playdough. Give each child 3 ziploc bags with 2 small balls of primary colors in each bag. Let students mix the playdough together and observe what happens.

NO COOK PLAYDOUGH RECIPE:

1.5 cups flour

1/2 cup salt

2 teaspoons cream of tartar

2 tablespoons oil

1 cup of boiling water

Dump all the dry ingredients into the bowl and mix it all together.

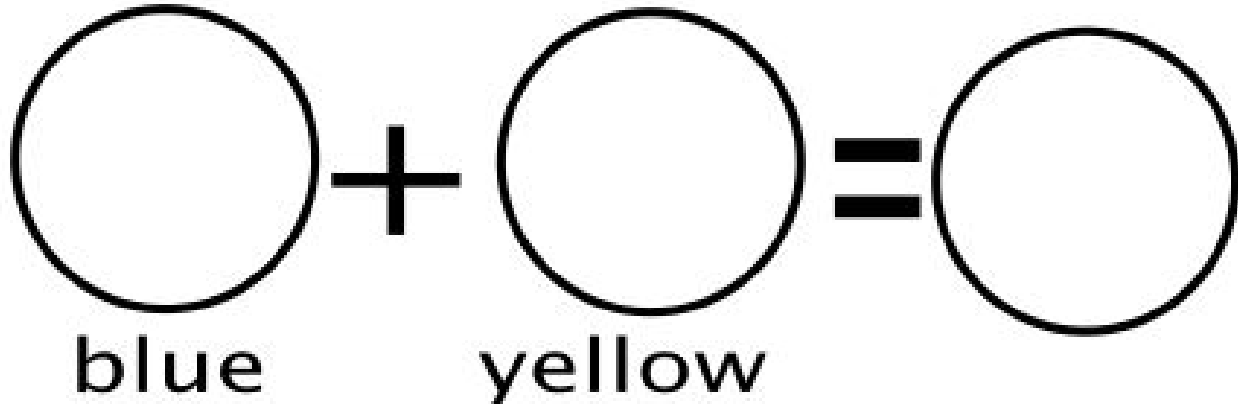
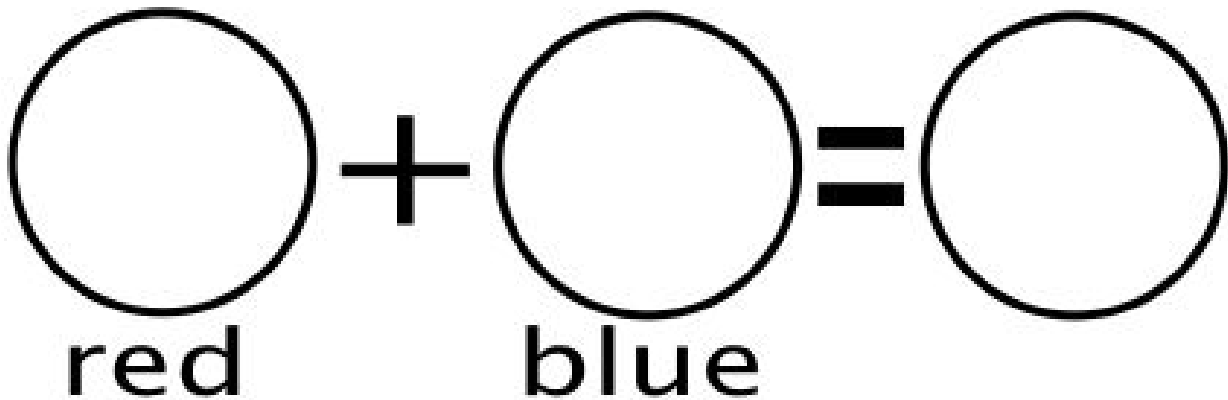
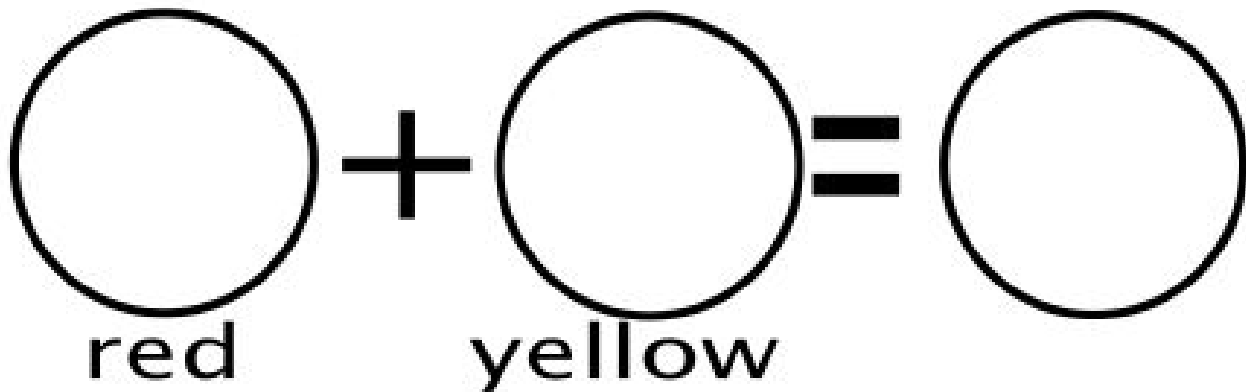
OR

In 3 ziploc bags per child, add a squirt of 2 primary colors. Let them squish the bag around until the colors mix.

Extension activity:

Using the color mixing worksheet, put a dot of each color on the corresponding color, or display the completed page, and let each student paint the circles.

Color Mixing!



I

you

it

he

him

his

they

she

we

cause

effect

fiction

non-fiction

so did I

NAME: _____ **DATE:** _____

So Did I

K U F I R E C R A C K E R S X
 Y U I N C I X F U O T D X C
 B P B L U E X P L O D E D V H
 A A F B Q U M O R N I N G I
 T I L A D O W N T O W N A S M
 H N O L N U R X F O Z G M N
 T T A L P A J A M A S T L O E
 U S T O Y X I G F M Z Y K Y
 B Z E O I W T K H Q Q S O E W
 M R D N C F O O U T S I D E S
 B R E A K F A S Y E L L O W S O
 X S K N M A T C H J B I L J H
 K B A G R E E N Q X W D R B J
 B D J G H O R L L N H X K G

TOASTER GREEN
 FIRECRACKERS MATCH
 CHIMNEY SMOKE
 PAINTS PAJAMAS
 BALLOON
 BATHTUB
 MORNING
 BREAKFAST
 OUTSIDE
 FLOATED
 DOWNTOWN
 EXPLODED
 DOGGIE
 YELLOW
 BLUE